

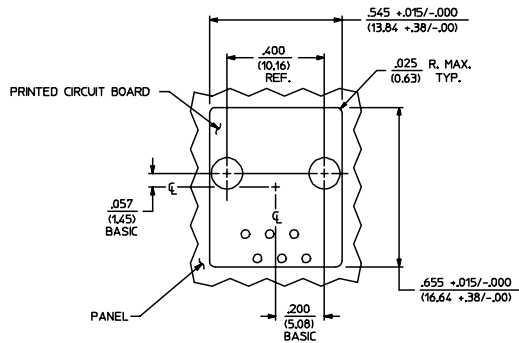
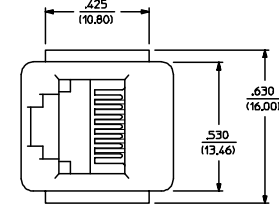
MODULAR JACK CHARACTERISTICS LEGEND

| |
|--|
| EXTERNAL CONNECTOR BODY DIMENSIONS: (SEE NOTES 8 AND 9) JACKS ARE AVAILABLE IN STANDARD 4, 6, AND 8 POSITION BODY SIZES |
| NUMBER OF CONTACT POSITIONS: CONNECTOR SIZE 4 CAN ACCOMMODATE 2 OR 4 TERMINALS; CONNECTOR SIZE 6 CAN ACCOMMODATE 2, 4, OR 6 TERMINALS; CONNECTOR SIZE 8 CAN ACCOMMODATE 2, 4, 6, 8, OR 10 TERMINALS |
| POLARIZATION OPTION: "NO"- JACKS WITHOUT KEYING SLOT "YES"- JACKS WITH KEYING SLOT (AVAILABLE ON CONNECTOR SIZE 8 ONLY) |
| MOUNTING EARS OPTION: "YES"- JACKS WITH MOUNTING EARS "NO"- JACKS WITHOUT MOUNTING EARS |

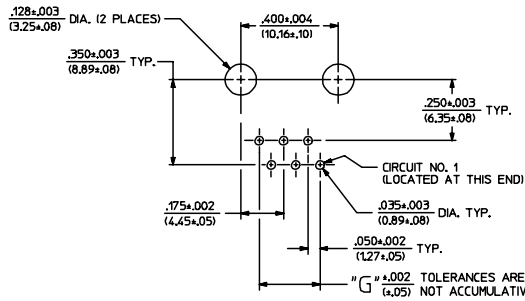
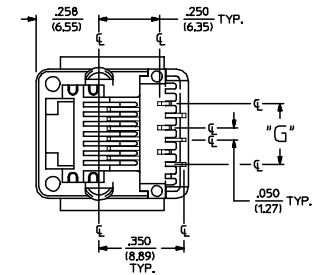
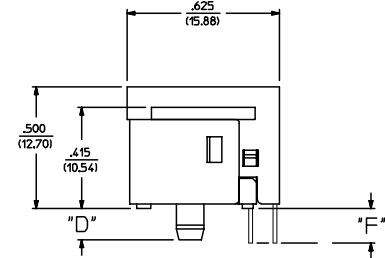
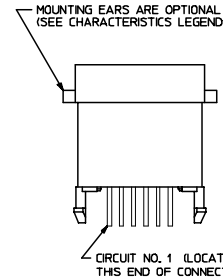
- NOTES:
- 1) MATERIALS: HOUSING- POLYESTER, GLASS FILLED, UL94V-0, COLOR - BLACK
TERMINALS- PHOSPHOR BRONZE ALLOY, .015/(0.38) THICK.
 - 2) TERMINAL PLATING:
SELECT GOLD IN CONTACT AREA: 50 MICRONS MIN.
*SELECT TIN IN PC TAIL AREA: 100 MICRONS MIN.
WITH OVERALL NICKEL UNDERPLATE: 50 MICRONS MIN.
*THE PRIMARY SHIPPING CARTON WILL BE LABELED "COMPLIANT TO RoHS DIRECTIVE 2002/95/EC AND ELV ANNEX II OF DIRECTIVE 2000/53/EC". CARTONS WITHOUT THIS LABEL MAY CONTAIN PRODUCT WITH TIN-LEAD IN THE PC TAIL.
 - 3) THESE MODULAR JACKS MEET THE PERFORMANCE REQUIREMENTS OF MOLEX PRODUCT SPECIFICATION PS-42878.
 - 4) CONNECTORS ARE SHIPPED IN THERMOFORMED TRAYS, PER PACKAGING SPECIFICATION PK-42878-492.
 - 5) ALL JACKS ARE DESIGNED TO BE USED WITH .062/(1.57) OR .125/(3.18) THICK P.C. BOARDS.
 - 6) ALL JACKS CONFORM TO AND ACCEPT PLUGS WHICH CONFORM TO FCC RULES AND REGULATIONS PART 68, SUBPART F.
 - 7) ALL JACKS MUST BE CAPABLE OF FITTING INTO MOLEX GAGE G-42410 (CONNECTOR SIZE 6).
 - 8) SEE SHEETS 1 & 4 FOR CONNECTOR SIZE 4.
 - 9) SEE SHEETS 3 & 5 FOR CONNECTOR SIZE 8.
 - 10) ENGRAVED NUMBERS ON HOUSING BODY ARE FOR MOLDING IDENTIFICATION ONLY. THEY ARE NOT INTENDED FOR ASSEMBLY IDENTIFICATION PURPOSES.

| P. C. BOARD THICKNESS | DIM. 'D' (MTG. PEGS) | DIM. 'F' (P.C. TAILS) |
|-----------------------|-------------------------|---------------------------------------|
| .062/(1.57) | .128 (3.25) | .120 +.015/-.025 (3.05 +.38/- .63) |
| .125/(3.18) | .191 (4.85) | .205 +.015/-.025 (5.21 +.38/- .63) |

| CONNECTOR SIZE | CIRCUIT SIZE | DIM. 'G' |
|----------------|--------------|----------------|
| 6 | 6 | .250 (6.35) |
| 6 | 4 | .150 (3.81) |
| 6 | 2 | .050 (1.27) |



PANEL CUT-OUT FOR CONNECTOR SIZE 6



P.C. BOARD LAYOUT FOR CONNECTOR SIZE 6

SIZE 6 MODULAR JACK LOADED WITH 6 TERMINALS SHOWN ABOVE

| | | | | | |
|---|---|--|--|--|------------------|
| BLOCK TOLERANCES EC NO: UFP2005-2537 DR:WILSCHMIDT 2005/06/03 CHK:DELHAG 2005/06/03 APPR:ESMITH 2005/06/03 H1 | QUALITY SYMBOLS ▽ .0 ▽ .0 | GENERAL TOLERANCES (UNLESS SPECIFIED) 4 PLACES ±.010 3 PLACES ±.010 2 PLACES ±.025 1 PLACE ±.050 ANGULAR ±1/2° DRAFT WHERE APPLICABLE MUST REMAIN WITHIN DIMENSIONS | SCALE 4:1 DESIGN UNITS INCH DIMENSION STYLE IN/MM | THIRD ANGLE PROJECTION REVISE ON CAD ONLY | |
| | DRAWN BY BAP CHECKED BY BAP APPROVED BY RAS | DATE 1992/04/02 DATE 1992/04/02 DATE 1992/04/02 | TITLE ASSEMBLY, VERTICAL LOW PROFILE MODULAR JACKS (CONNECTOR SIZE 6) MOLEX INCORPORATED | MATERIAL NO. DOCUMENT NO. SEE SHEET 4SDA-42878-**** | SHEET NO. 2 OF 5 |
| | THIS DRAWING CONTAINS INFORMATION THAT IS PROPRIETARY TO MOLEX INCORPORATED AND SHOULD NOT BE USED WITHOUT WRITTEN PERMISSION | | | | |
| | D | | | | |

| *X=NOT TOOLED | PART CHARACTERISTICS | | | | |
|---------------|----------------------|-------------------------|---------------------|-----------------------|----------------------|
| | ASSEMBLY NUMBER | EXTERNAL CONNECTOR SIZE | NUMBER OF POSITIONS | P. C. BOARD THICKNESS | MOUNTING EARS OPTION |
| | 42878-4216 | 4 POS. BODY | 4 | .062 | YES |
| | 42878-4218 | ↑ | 4 | .062 | NO |
| | 42878-4264 | | 4 | .125 | YES |
| | 42878-4266 | | 4 | .125 | NO |
| | 42878-4360 | | 2 | .062 | YES |
| | 42878-4362 | | 2 | .062 | NO |
| | 42878-4408 | ↓ | 2 | .125 | YES |
| | 42878-4410 | 4 POS. BODY | 2 | .125 | NO |

| *X=NOT TOOLED | PART CHARACTERISTICS | | | | |
|---------------|----------------------|-------------------------|---------------------|-----------------------|----------------------|
| | ASSEMBLY ITEM NUMBER | EXTERNAL CONNECTOR SIZE | NUMBER OF POSITIONS | P. C. BOARD THICKNESS | MOUNTING EARS OPTION |
| | 42878-6216 | 6 POS. BODY | 6 | .062 | YES |
| | 42878-6218 | ↑ | 6 | .062 | NO |
| | 42878-6264 | | 6 | .125 | YES |
| | 42878-6266 | | 6 | .125 | NO |
| | 42878-6360 | | 4 | .062 | YES |
| | 42878-6362 | | 4 | .062 | NO |
| | 42878-6408 | | 4 | .125 | YES |
| | 42878-6410 | | 4 | .125 | NO |
| | 42878-6504 | | 2 | .062 | YES |
| | 42878-6506 | | 2 | .062 | NO |
| | 42878-6552 | ↓ | 2 | .125 | YES |
| | 42878-6554 | 6 POS. BODY | 2 | .125 | NO |

| CHARACTERISTICS LEGEND | |
|---|--|
| EXTERNAL CONNECTOR BODY DIMENSIONS: AVAILABLE IN 4, 6, AND 8 POSITION BODY | |
| NUMBER OF CONTACT POSITIONS: CONNECTOR SIZE 4 ACCOMMODATES 2, OR 4 TERMINALS; CONNECTOR SIZE 6 ACCOMMODATES 2, 4, OR 6 TERMINALS; CONNECTOR SIZE 8 ACCOMMODATES 2, 4, 6, 8 OR 10 TERMINALS | |
| POLARIZATION OPTION (AVAILABLE ON CONNECTOR SIZE 8 ONLY) *NO* - WITHOUT KEYING SLOT *YES* - WITH KEYING SLOT | |
| MOUNTING EARS OPTION: *YES* - PART WITH MOUNTING EARS *NO* - PART WITHOUT MOUNTING EARS | |

(SEE SHEET 1 & 2 FOR PART DESCRIPTIONS AND DIMENSIONS)

| | | | | | | | |
|--|------------------------|---|---------------|---|--------------|---|--------------------|
| SEE SHEET ONE EC NO: UCP2004-667 DRAWN:LSCHMIDT 2004/03/03 CHKD:LSCHMIDT 2004/03/03 APPR:FSMITH 2004/03/03 | QUALITY SYMBOLS | GENERAL TOLERANCES (UNLESS SPECIFIED) | | SCALE | DESIGN UNITS | THIRD ANGLE PROJECTION | REVISE ON CAD ONLY |
| | ▽.0 | mm | INCH | --- | INCH | ☉ □ | |
| | ▽.0 | 4 PLACES ± --- ± --- 3 PLACES ± --- ± --- 2 PLACES ± --- ± --- 1 PLACE ± --- ± --- | ANGULAR ±1/2° | | IN/MM | | |
| | DRAFT WHERE APPLICABLE | MUST REMAIN WITHIN DIMENSIONS | | DRAWN BY | DATE | TITLE | |
| | | | | BAP | 1992/04/09 | ASSEMBLY, VERTICAL LOW PROFILE MODULAR JACKS (CONNECTOR SIZE 4 & 6) | |
| | | | | CHECKED BY | DATE | MOLEX MOLEX INCORPORATED | |
| | | | | BAP | 1992/04/09 | | |
| | | | | APPROVED BY | DATE | MATERIAL NO. | DOCUMENT NO. |
| | | | | RAS | 1992/04/09 | SEE CHART | SDA-42878-**** |
| | | | | THIS DRAWING CONTAINS INFORMATION THAT IS PROPRIETARY TO MOLEX INCORPORATED AND SHOULD NOT BE USED WITHOUT WRITTEN PERMISSION | | | |
| | | | | SHEET NO. 4 OF 5 | | | |